

## Connectors M 23 RJ 45



Housings

page 56



Accessories

page 59


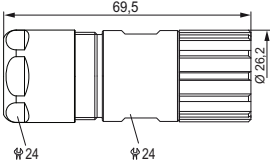



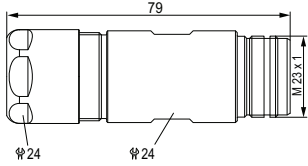
## M 23 RJ 45 Control Signal Connectors


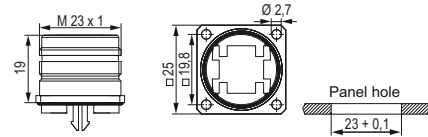
| Technical Data                      | Materials and Technical Data                    |
|-------------------------------------|---|
| Housing                             | Brass Alloy, Die Cast                           |
| Housing Surface                     | Nickel Plated                                   |
| Inserts (for contacts)              | PBT UL-94 V0, PA 6                              |
| Contacts                            | Brass Alloy                                     |
| Contact Surface at point of contact | Depends on RJ 45 type used                      |
| Seals / O-Rings                     | NBR / FKM (Viton)                               |
| Temperature Range                   | Depends on RJ 45 type used                      |
| Degree of Protection                | IP 67 / IP 69 K per EN 60529 (mated)            |
| Cable diameter range                | 3-7 / 7-12 / 11-17mm                            |
| Number of Positions                 | 4 / 6 / 8 poles, optional 4 + 2 / 6 + 2 / 8 + 2 |
| Nominal Current <sup>1)</sup> [A]   | Depends on RJ 45 type used                      |
| Nominal Voltage <sup>2)</sup> [V~]  | Depends on RJ 45 type used                      |
| Test Voltage [V~]                   | Depends on RJ 45 type used                      |
| Insulation Resistance [MΩ]          | Depends on RJ 45 type used                      |
| Max. Crossover Resistance [mΩ]      | Depends on RJ 45 type used                      |
| Max. Data Rate                      | Depends on RJ 45 type used                      |


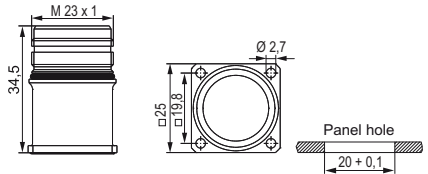
<sup>1), 2)</sup> See Technical Information page 14

## Connectors M 23 RJ 45 / Housing

| Straight Connector Female Thread  |   | Cable-Ø   | Part Number                           |
|---|---|---|---------------------------------------|
|  |  | 3 – 7 mm (.12 - .28") .....7.R10.400.000          | Connector with insert for patch cable |
|   |   | Suitable patch cable and plugs can be recommended |                                       |
| Assembly instructions page 61   |   |   |                                       |

| Straight Connector Male Thread   |  | Cable-Ø                                  | Part Number                           |
|--|--|--|---------------------------------------|
|  |  | 3 – 7 mm (.12 - .28") .....7.R20.408.000 | Incl. 8 poles coupler, fully occupied |
|  |  | Assembly instructions page 62            |                                       |

| Panel Connector Front Mount, dip solder insert                                      |   | Type                                      | Part Number                         |
|---|---|---|-------------------------------------|
|  |  | 4 holes 2.7 mm, Flange .....7.R40.008.000 | Incl. 8 poles dip solder insert     |
|   |   | 4 holes 2.7 mm, Flange .....7.R40.082.000 | Incl. 8 + 2 poles dip solder insert |

| Panel Connector, Front Mount  |   | Type                                  | Part Number                               |
|---|---|---------------------------------------|---|
|  |  | <b>with vibration protection</b>      | 4 holes 2.7 mm, Flange .....7.R41.008.000 |
|   |   | Incl. 8 poles coupler, fully occupied |   |

## Connectors M 23 RJ45 / Housing

| Type  | Part Number | Single Hole Panel Connector |
|---|-------------|-----------------------------|
| <b>Front Mount</b><br>M 20 x 1,5 thread .....7.R42.008.000<br>Incl. 8 poles coupler, fully occupied<br><br><b>Optional:</b><br>Gasket M 20 x 1,5, Locking Nut |             |                             |

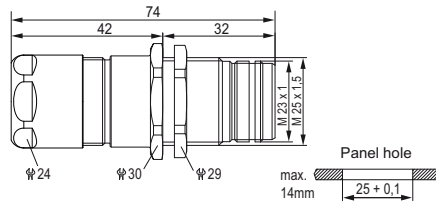
| Type  | Part Number | Single Hole Panel Connector |
|---|-------------|-----------------------------|
| <b>Rear Mount</b><br>M 25 x 1,5 thread .....7.R50.008.000<br>Incl. 8 poles coupler, fully occupied<br><br>M 25 x 1,5 Locking Nut included |             |                             |

| Type  | Part Number | Right Angle Panel Connector, Male Thread |
|---|-------------|--|
| 300° rotating, locking screw at flange<br>4 holes 2.7 mm, Flange .....7.R43.008.000<br>Incl. 8 poles coupler, fully occupied<br><br><b>Optional:</b><br>Gasket<br><br>Simple installation with M 2.5 screws |             |  |

| Type   | Part Number | Panel Connector Rear Mount, dip solder insert |
|--|-------------|---|
| <b>with vibration protection</b><br>4x M 3 thread, Flange .....7.R45.008.000<br>Incl. 8 poles dip solder insert<br><br>4x M 3 thread, Flange .....7.R45.082.000<br>Incl. 8 + 2 poles dip solder insert |             |   |

## Connectors M 23 RJ 45 / Housing

### Single Hole Panel Connector with strain relief



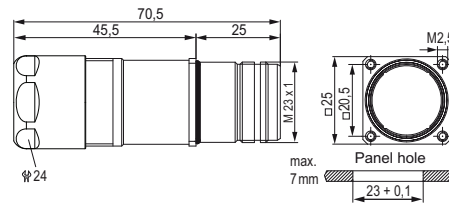
#### Cable-Ø

#### Part Number

**Single Hole, Rear Mount, M 25 x 1,5 thread**  
 3 – 7 mm (.12 – .28") .....7.R52.408.000  
 Incl. 8 poles coupler, fully occupied

M 25 x 1,5 Locking Nut included

### Panel Connector with strain relief



#### Cable-Ø

#### Part Number

**4x M 2,5 thread, Flange, Rear Mount**  
 3 – 7 mm (.12 – .28") .....7.R47.408.000  
 Incl. 8 poles coupler, fully occupied


| Type  | Part Number | Accessories   |
|---|-------------|---|
| Plastic protective cap<br>for connectors with male thread .....7.000.900.101<br>for connectors with female thread .....7.000.900.102                  |             |    |
| Brass protective cap<br>for connectors with female thread .....7.010.900.183  |             |    |
| Brass protective cap<br>for connectors with male thread .....7.010.900.102  |             |   |
| Brass protective cap with chain<br>for connectors with female thread<br>.....Length 70 mm .....7.010.9S0.783<br>.....Length 100 mm .....7.010.9S1.083 |             |  |
| Brass protective cap with chain<br>for connectors with male thread<br>.....Length 70 mm .....7.010.9S0.702<br>.....Length 100 mm .....7.010.9S1.002   |             |  |
| Adapter flange for straight connectors .....7.010.900.128   |             |  |

## Connectors M 23 RJ 45 / Accessories

| Accessories  | Type   | Part Number   |
|--|--|---|
|   | Adapter for Conduit Fittings                               | Snapflex 16..... 7.010.900.204<br>DN 12 ..... 7.010.900.205<br>Snapflex 20..... 7.010.900.206<br>DN 14 ..... 7.010.900.207<br>Snapflex 25..... 7.010.900.208<br>DN 17 ..... 7.010.900.209 |
|   | Suitable patch cable .....on request                       |   |
|  | Field attachable RJ 45 Connector and Plugs .....on request |   |



## Straight Connector, Female Thread



## Male Threaded Connector

