













## Measuring system cable | PVC | chainflex® CF884

- For flexing applications
- PVC outer jacket
- Shielded
- Flame retardant



### Dynamic information

	<b>Bend radius</b>	<b>e-chain® linear flexible fixed</b>	minimum 15 x d minimum 12 x d minimum 8 x d
	<b>Temperature</b>	<b>e-chain® linear flexible fixed</b>	+5 °C to +70 °C -5 °C to +70 °C (following DIN EN 60811-504) -15 °C to +70 °C (following DIN EN 50305)
	<b>v max.</b>	<b>unsupported</b>	3 m/s
	<b>a max.</b>		20 m/s <sup>2</sup>
	<b>Travel distance</b>		Unsupported travel distances up to 10 m, Class 1

### Cable structure


	<b>Conductor</b>	Conductor consisting of bare copper wires (following DIN EN 60228).
	<b>Core insulation</b>	Mechanically high-quality TPE mixture.
	<b>Core structure</b>	According to measuring system specification.
	<b>Core identification</b>	According to measuring system specification. ▶ Product range table
	<b>Element shield</b>	Foil taping of optimised, bending-resistant foil shield. Bedeckung optisch ca. 100 %
	<b>Overall shield</b>	Braiding made of tinned copper wires. Coverage approx. 60 % optical
	<b>Outer jacket</b>	Low-adhesion PVC mixture, adapted to suit the requirements in e-chains®. Colour: Yellow-green (similar to RAL 6018)

### Electrical information

	<b>Nominal voltage</b>	50 V
	<b>Testing voltage</b>	500 V

## Class 3.1.1.1

### Properties and approvals

	<b>Flame retardant</b>	According to IEC 60332-1-2, CEI 20-35, FT1, VW-1
	<b>Silicone-free</b>	Free from silicone which can affect paint adhesion (following PV 3.10.7 – status 1992).
	<b>UL/CSA</b>	Style 1589 and 2560, 30 V, 60 °C
	<b>NFPA</b>	Following NFPA 79-2012 chapter 12.9.
	<b>EAC</b>	Certificate no. RU C-DE.ME77.B.01559 (TR SU)
	<b>CTP</b>	Certificate no. C-DE.PB49.B.00449 (Fire safety)
	<b>Lead-free</b>	Following 2011/65/EU (RoHS-II).
	<b>CE</b>	Following 2014/35/EU.

### Guaranteed lifetime according to guarantee conditions (Page 22-23)

Double strokes*	1 million	3 million	5 million
Temperature, from/to [°C]	R min. [factor x d]	R min. [factor x d]	R min. [factor x d]
+5/+15	17.5	18.5	19.5
+15/+60	15	16	17
+60/+70	17.5	18.5	19.5

\* Higher number of double strokes? Online lifetime calculation: [www.igus.eu/chainflexlife](http://www.igus.eu/chainflexlife)

### Typical mechanical application areas

- For flexing applications
- Without influence of oil
- Preferably indoor applications
- Especially for unsupported travels
- Wood/stone processing, Packaging industry, supply systems, Handling, adjusting equipment



Example image

igus® chainflex® CF884



Example image

Part No.	Number of cores and conductor nominal cross section [mm²]	Outer diameter (d) max. [mm]	Copper index [kg/km]	Weight [kg/km]	Part No.	Core group	Colour code
CF884.001	(3x(2x0.14)C+(4x0.14)+(2x0.5)C)	8.5	43	94	CF884.001	3x(2x0.14)C 4x0.14 2x0.5	green/yellow, black/brown, red/orange grey, blue, white-yellow, white-black brown-red, brown-blue
CF884.006	(3x(2x0.14)C+(4x0.14)+(4x0.22)+(2x0.5)C)	9.0	53	121	CF884.006	3x(2x0.14)C 4x0.14 4x0.22 2x0.5	green/yellow, black/brown, red/orange grey, blue, white-yellow, white-black brown-yellow, brown-grey, green-black, green-red brown-red, brown-blue
CF884.009	(4x(2x0.25)+2x0.5)C	8.0	46	88	CF884.009	(4x(2x0.25) 2x0.5)C	brown/green, blue/violet, grey/pink, red/black white, brown
CF884.011	(4x(2x0.34)+4x0.5)C	9.5	68	124	CF884.011	4x(2x0.34) 4x0.5	black/brown, red/orange, yellow/green, blue/violet blue-white, black-white, red-white, yellow-white
CF884.015	(4x(2x0.14)+4x0.5)C	8.5	47	96	CF884.015	4x(2x0.14) 4x0.5	brown/green, violet/yellow, grey/pink, red/black blue, white, brown-green, white-green
CF884.022	((2x0.25)+5x0.5)C	8.0	44	89	CF884.022	2x0.25 5x0.5	white, brown blue, green, yellow, grey, pink
CF884.028	(2x(2x0.15)+(2x0.38)C)	7.5	43	71	CF884.028	2x(2x0.15) 2x0.38	green/yellow, pink/blue red, black

Note: The given outer diameters are maximum values and may tend toward lower tolerance limits.  
G = with green-yellow earth core x = without earth core

Order example: **CF884.015** – to your desired length (0.5 m steps)  
**CF884** chainflex® series **.015** Measuring system code

Online order ► [www.chainflex.eu/CF884](http://www.chainflex.eu/CF884)

Delivery time 24h or today.  
Delivery time means time until shipping of goods.

