

## Prism rails

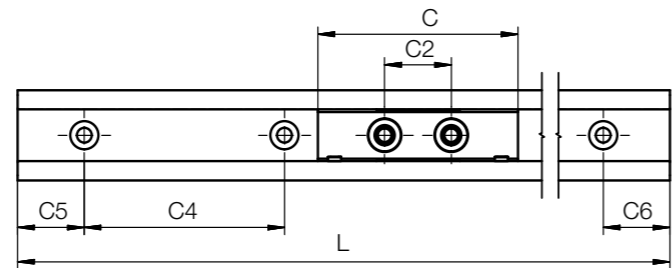


Order key

Type Installation size Options

NSV - 01 - 27 - AR - UNGEBOHRT

Guide rail for pre-load prism slide	Type	Installation size	Anti-reflect
-------------------------------------	------	-------------------	--------------




### Guide rail – dimensions [mm]

Part No.	L Max.	a	C4	C5 Min.	C6 Max.	h	h1	K1	ly [mm <sup>2</sup> ]	lz [mm <sup>2</sup> ]	Weight [g/m]
NSV-01-27	3,000	27	60	20	49.5	8.8	1.1	Ø4.5	11,250	766	409
NSV-01-27-AR <b>New</b>	3,000	27	60	20	49.5	8.8	1.1	Ø4.5	11,250	766	409
NSV-01-27- <input type="checkbox"/> <sup>72)</sup>	3,000	27	-	-	-	8.8	1.1	-	11,250	766	409
NSV-01-27- <input type="checkbox"/> -AR <sup>72)</sup> <b>New</b>	3,000	27	-	-	-	8.8	1.1	-	11,250	766	409

<sup>72)</sup> Please give the required length in mm, symmetrical standard hole pattern C5=C6

## Short prism carriage with single pre-load



With threaded pin 22 or with through hole 21

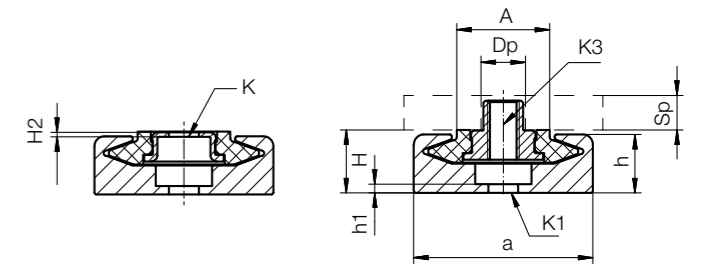
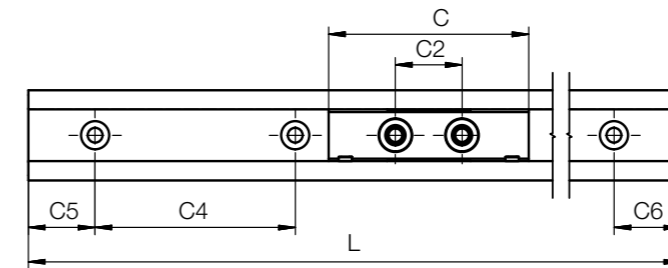


Order key

Type Installation size Options

NWV - 21 - 27 - 35 - P05

Pre-load prism slide	Type of carriage	Rail width	Carriage length	Pre-load
----------------------	------------------	------------	-----------------	----------



### Guide carriage – dimensions [mm]

Part No.	Pre-load [N]	H ±0.35	A	C	C2	H2	K Ø4.5	K3	M <sup>75)</sup> [Nm]	SP Min.	Dp <sup>159)</sup> 6.5	Weight [g]
NWV-21-27-35-P05	0.5	9.5	14	35	20	0.7	Ø4.5	-	-	-	-	6
NWV-21-27-35-P11	1.1	9.5	14	35	20	0.7	Ø4.5	-	-	-	-	6
NWV-21-27-35-P23	2.3	9.5	14	35	20	0.7	Ø4.5	-	-	-	-	6
NWV-21-27-35-P38	3.8	9.5	14	35	20	0.7	Ø4.5	-	-	-	-	6
NWV-21-27-35-P80 <b>New</b>	8.0	9.5	14	35	20	0.7	Ø4.5	-	-	-	-	6
NWV-22-27-35-P05	0.5	9.5	14	35	20	-	-	M4	1.2	5	6.5	11
NWV-22-27-35-P11	1.1	9.5	14	35	20	-	-	M4	1.2	5	6.5	11
NWV-22-27-35-P23	2.3	9.5	14	35	20	-	-	M4	1.2	5	6.5	11
NWV-22-27-35-P38	3.8	9.5	14	35	20	-	-	M4	1.2	5	6.5	11
NWV-22-27-35-P80 <b>New</b>	8.0	9.5	14	35	20	-	-	M4	1.2	5	6.5	11

<sup>75)</sup> Max. screw tightening torque

<sup>159)</sup> Hole min. Ø