

Prism rails

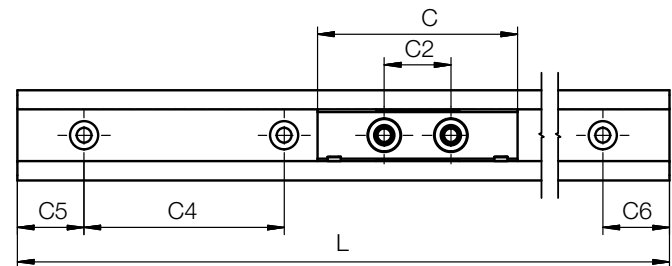


Order key

Type	Installation size	Options
------	-------------------	---------

NSV - 01 - 27 - AR - UNGEBOHRT

Guide rail for pre-load prism slide	Type	Installation size	Anti-reflect
-------------------------------------	------	-------------------	--------------




Guide rail – dimensions [mm]

Part No.	L Max.	a	C4	C5 Min.	C6 Max.	h	h1	K1	ly [mm²]	lz [mm²]	Weight [g/m]
NSV-01-27-AR New	3,000	27	60	20	49.5	8.8	1.1	Ø4.5	11,250	766	409
NSV-01-27-□ ⁷²⁾	3,000	27	-	-	-	8.8	1.1	-	11,250	766	409
NSV-01-27-□-AR ⁷²⁾ New	3,000	27	-	-	-	8.8	1.1	-	11,250	766	409

⁷²⁾ Please give the required length in mm, symmetrical standard hole pattern C5=C6

Short prism carriage with single pre-load



With threaded pin 22 or with through hole 21

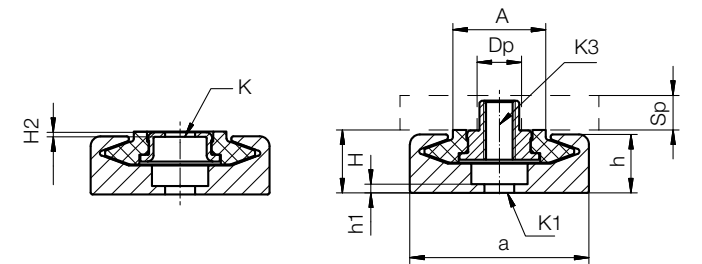
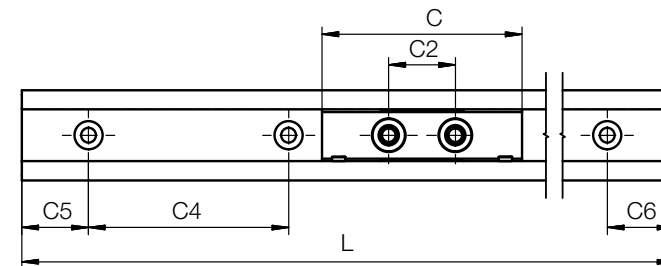


Order key

Type	Installation size	Options
------	-------------------	---------

NWV - 21 - 27 - 35 - P05

Pre-load prism slide	Type of carriage	Rail width	Carriage length	Pre-load
----------------------	------------------	------------	-----------------	----------



Guide carriage – dimensions [mm]

Part No.	Pre-load [N]	H ±0.35	A	C	C2	H2	K Ø4.5	K3	M ⁷⁵⁾ [Nm]	SP Min.	Dp ¹⁵⁹⁾ 6.5	Weight [g]
NWV-21-27-35-P11	1.1	9.5	14	35	20	0.7	Ø4.5	-	-	-	-	6
NWV-21-27-35-P23	2.3	9.5	14	35	20	0.7	Ø4.5	-	-	-	-	6
NWV-21-27-35-P38	3.8	9.5	14	35	20	0.7	Ø4.5	-	-	-	-	6
NWV-21-27-35-P80 New	8.0	9.5	14	35	20	0.7	Ø4.5	-	-	-	-	6
NWV-22-27-35-P05	0.5	9.5	14	35	20	-	-	M4	1.2	5	6.5	11
NWV-22-27-35-P11	1.1	9.5	14	35	20	-	-	M4	1.2	5	6.5	11
NWV-22-27-35-P23	2.3	9.5	14	35	20	-	-	M4	1.2	5	6.5	11
NWV-22-27-35-P38	3.8	9.5	14	35	20	-	-	M4	1.2	5	6.5	11
NWV-22-27-35-P80 New	8.0	9.5	14	35	20	-	-	M4	1.2	5	6.5	11

⁷⁵⁾ Max. screw tightening torque

¹⁵⁹⁾ Hole min. Ø