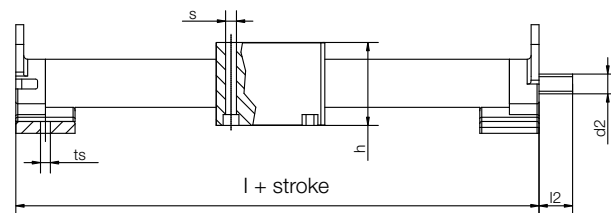


Order key

Order example

**SET-25-AWM**

easytube	Dimension	Shaft material
----------	-----------	----------------



- For simple adjustments
- With protected lead screw
- Corrosion-free with stainless steel lead screw
- Lightweight due to aluminium and plastic
- Temperature-resistant up to +60°C
- Available accessories ► **Page 1503**

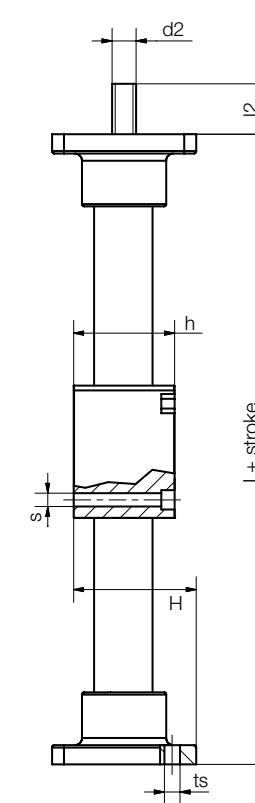
Technical data

Part No.	Max. stroke length [mm]	Aluminium shaft			Max. static load capacity	
		Weight shaft end supports and guide carriage [kg]	Additional (per 100mm) [kg]	axial [N]	radial [N]	
SET-12-AWM	200	0.05	0.03	10	20	
SET-25-AWM	750	0.15	0.12	150	300	
SET-30-AWM	850	0.20	0.21	200	400	

Dimensions [mm]

Part No.	A	A1	H	E1	E2	E3	E4	l	h	h1	lt	ts	s	sb	l2	d2 <sup>92)</sup>
SET-12-AWM	30	30	23.5	20	20	20	-	60	22	-	15	3.3	4.2	-	10	M4
SET-25-AWM	60	55	44	40	40	40	20	115	39	45	30	5.2	5.2	M4	17	Tr10x2
SET-30-AWM	80	55	49	60	40	40	20	125	39	50	35	6.5	5.2	M4	20	Tr12x3

<sup>92)</sup> Lead screw end unmachined

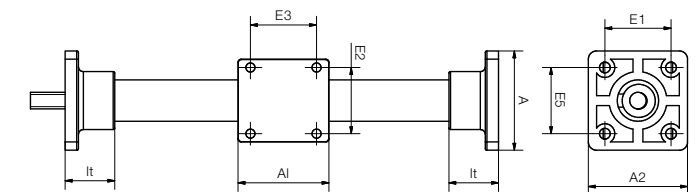


Order key

Order example

**SET-25-AWM-F**

easytube	Dimension	Shaft material	With flange
----------	-----------	----------------	-------------



- Flanged version for axial mounting
- Simple, smooth design
- Available accessories ► **Page 1503**

Technical data

Part No.	Max. stroke length [mm]	Aluminium shaft			Max. static load capacity	
		Weight shaft end supports and guide carriage [kg]	Additional (per 100mm) [kg]	axial [N]	radial [N]	
SET-25-AWM-F	750	0.15	0.12	150	300	
SET-30-AWM-F	850	0.20	0.21	200	400	

Dimensions [mm]

Part No.	A1	A	A2	H	E1	E2	E3	E5	l	h	lt	ts	s	l2	d2 <sup>92)</sup>
SET-25-AWM-F	55	60	60	49	40	40	40	40	115	39	30	5.2	5.2	27	Tr10x2
SET-30-AWM-F	55	60	80	59	60	40	40	40	125	39	35	6.5	5.2	30	Tr12x3

<sup>92)</sup> Lead screw end unmachined