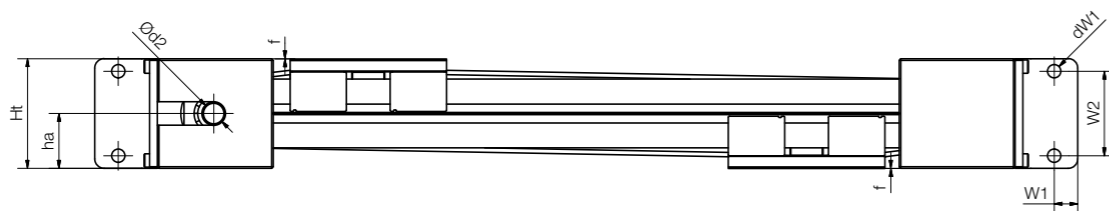




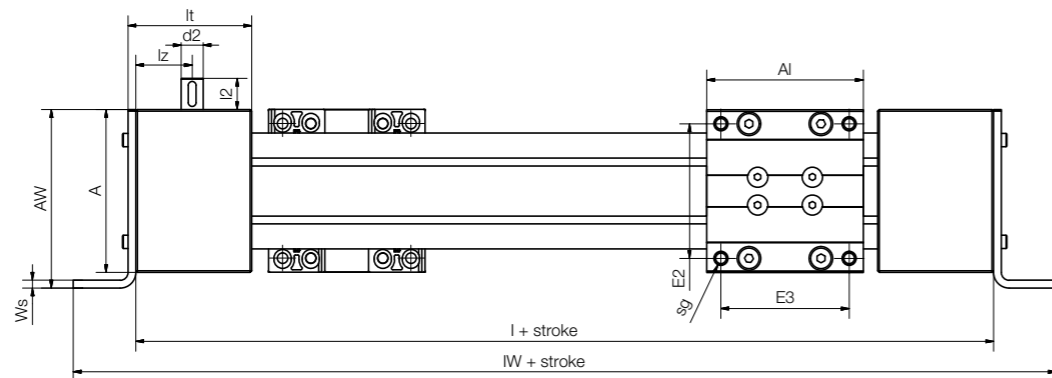
- Quick reverse positioning
- Fast right/left adjustment
- Available as standard and basic version
- Incl. angle flange for fixing
- Individual stroke lengths up to max. 3,000mm
- Radial loads up to 200N



Angle flange alignment:

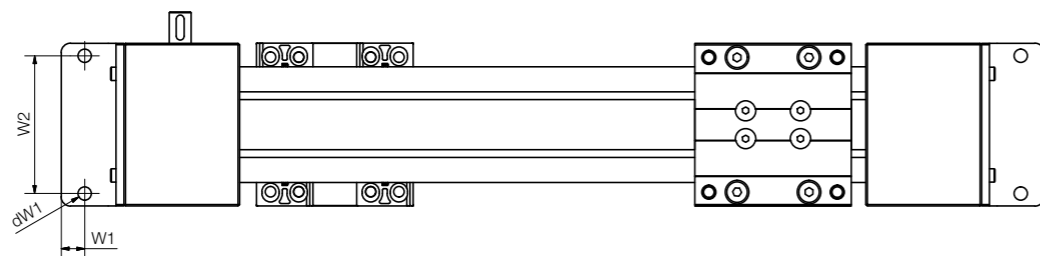
Option 02

mounted on the side,  
ZLW alignment on  
the edge



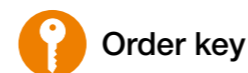
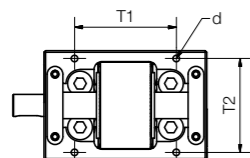
Option 04

mounted horizontally,  
ZLW alignment horizontal



Option 03

mounted on the front



Order key



Order example

ZLW-1040-OD-02



Options:

Design

OD = Right/left opposite drive

Type

02 = With deep groove ball bearings

Dimensions [mm]

Part No.	A	AI	H	Ht	E2	E3	L	R	f	lt	sg	ha	lz	Max. stroke length
	-0.3				±0.15	±0.15		±0.15		±0.3				[mm]
ZLW-0630-OD <sup>109)</sup>	54	60	31	28	45	51	144	30	3	42	M4	14	20	1,000
ZLW-1040-OD	74	100	45	44	60	87	204	40	1	52	M6	22	27	1,500
ZLW-1660-OD-02	104	100	70	70	86	82	248	58	0	79	M8	35	36	3,000
ZLW-1660-OD-03	104	100	70	70	86	82	248	58	0	79	M8	35	36	3,000
ZLW-1660-OD-04	104	100	70	70	86	82	248	58	0	74	M8	35	36	3,000

Part No.	l2	d2	d	T1	T2	Ws	W1	W2	dw1	IW	AW
		h9		±0.25	±0.25						
ZLW-0630-OD <sup>109)</sup>	20	8	4	20	21	2	20	2	5.5	260	60
ZLW-1040-OD	20	10	5	36	26.5	3	25	3	6.6	296	80
ZLW-1660-OD-02	20	14	M5-10 deep	65	60	5	15	54	8.5	328	114
ZLW-1660-OD-03	20	14	M5-10 deep	65	60	5	15	88	8.5	328	75
ZLW-1660-OD-04	20	14	M5-10 deep	65	60	5	-	-	-	248	70

<sup>109)</sup> Basic version: 6mm square, plastic adapter for pin diameter 10mm included