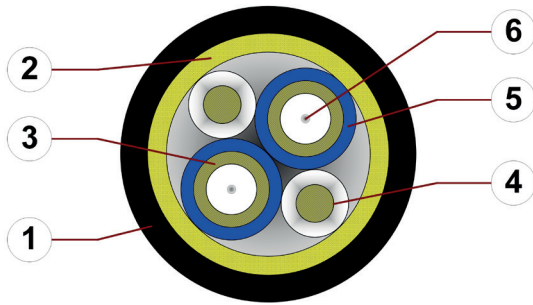


# Data sheet

## chainflex® CFLG.LB








Fibre Optic Cable (Class 7.5.4.1) ● Graded index glass-fibre cable for heaviest duty applications ● TPE outer jacket ● Metal-free ● Oil and bio-oil resistant ● Low-temperature-flexible ● PVC and halogen-free ● UV-resistant



1. Outer jacket: Pressure extruded, halogen-free TPE mixture
2. Reinforcement: Extremely bending- and torsion-stable aramid braiding
3. Reinforcement: Extremely bending- and torsion-stable aramid wrapping
4. Filler: Aramid damper for high tensile stresses
5. Fibre tube: LSZH („Low smoke & zero halogen“) Material
6. Fibre: Glass optical fibre (GOF)

**Example image**  
For detailed overview please see design table

### Cable structure

	<b>Fibre</b>	50/125 µm, 62.5/125 µm especially bending-resistant solid glass fibre optic cores, with aramid strain relief elements.
	<b>Core structure</b>	FOC cores wound with a short pitch length with high-tensile aramid dampers.
	<b>Core identification</b>	FOC cores: Orange or blue with black numbers. Copper cores: Black with white numbers.
	<b>Overall shield</b>	Extremely bending-resistant aramid braid for torsion protection.
	<b>Outer jacket</b>	Low-adhesion, extremely abrasion-resistant and highly flexible TPE mixture, adapted to suit the requirements in e-chains®. <b>Colour:</b> Jet black (similar to RAL 9005) <b>Printing:</b> white

„00000 m<sup>\*\*\*</sup> igus chainflex CFLG.\_LB.---① ---② CE RoHS-II conform

[www.igus.de](http://www.igus.de)    +++ chainflex cable works +++

\* **Length printing:** Not calibrated. Only intended as an orientation aid.  
① / ② Cable identification according to Part No. (see technical table).  
Example: ... chainflex CFLG.2LB.50/125 2x50/125 ...



igus 36-month chainflex cable guarantee and service life calculator based on 2 billion test cycles per year



Example image

igus® chainflex® CFLG.LB






# Data sheet

## chainflex® CFLG.LB



Fibre Optic Cable (Class 7.5.4.1) ● Graded index glass-fibre cable for heaviest duty applications ● TPE outer jacket ● Metal-free ● Oil and bio-oil resistant ● Low-temperature-flexible ● PVC and halogen-free ● UV-resistant

### Dynamic information

	<b>Bend radius</b>	e-chain® linear flexible fixed	min. 5 x d min. 4 x d min. 3 x d
	<b>Temperature</b>	e-chain® linear flexible fixed	-35 °C up to +80 °C -50 °C up to +80 °C (following DIN EN 60811-504) -55 °C up to +80 °C (following DIN EN 50305)
	<b>v max.</b>	unsupported gliding	10 m/s 6 m/s
	<b>a max.</b>		20 m/s <sup>2</sup>
	<b>Travel distance</b>		Unsupported travels and up to 100 m for gliding applications, Class 5 CFLG.12.LB: Unsupported travels and up to 400 m for gliding applications, Class 6

These values are based on specific applications or tests. They do not represent the limit of what is technically feasible.

### Guaranteed service life according to guarantee conditions

Double strokes	5 million	7.5 million	10 million
Temperature, from/to [°C]	R min. [factor x d]	R min. [factor x d]	R min. [factor x d]
-35/-25	7.5	8.5	9.5
-25/+70	5	6	7
+70/+80	7.5	8.5	9.5

Minimum guaranteed service life of the cable under the specified conditions.  
The installation of the cable is recommended within the middle temperature range.



Example image

igus® chainflex® CFLG.LB










# Data sheet

## chainflex® CFLG.LB



Fibre Optic Cable (Class 7.5.4.1) ● Graded index glass-fibre cable for heaviest duty applications ● TPE outer jacket ● Metal-free ● Oil and bio-oil resistant ● Low-temperature-flexible ● PVC and halogen-free ● UV-resistant

### Properties and approvals

	<b>UV resistance</b>	High
	<b>Oil resistance</b>	Oil-resistant (following DIN EN 60811-404), bio-oil-resistant (following VDMA 24568 with Plantocut 8 S-MB tested by DEA), Class 4
	<b>Silicone-free</b>	Free from silicone which can affect paint adhesion (following PV 3.10.7 – status 1992)
	<b>Halogen-free</b>	Following DIN EN 60754
	<b>UL verified</b>	Certificate No. B129699: „igus 36-month chainflex cable guarantee and service life calculator based on 2 billion test cycles per year“
	<b>REACH</b>	In accordance with regulation (EC) No. 1907/2006 (REACH)
	<b>Lead-free</b>	Following 2011/65/EC (RoHS-II/RoHS-III)
	<b>Cleanroom</b>	According to ISO Class 1. The outer jacket material of this series complies with CF9.15.07 - tested by IPA according to standard DIN EN ISO 14644-1
	<b>CE</b>	Following 2014/35/EU



igus 36-month chainflex cable guarantee and service life calculator based on 2 billion test cycles per year



Example image

igus® chainflex® CFLG.LB

# Data sheet

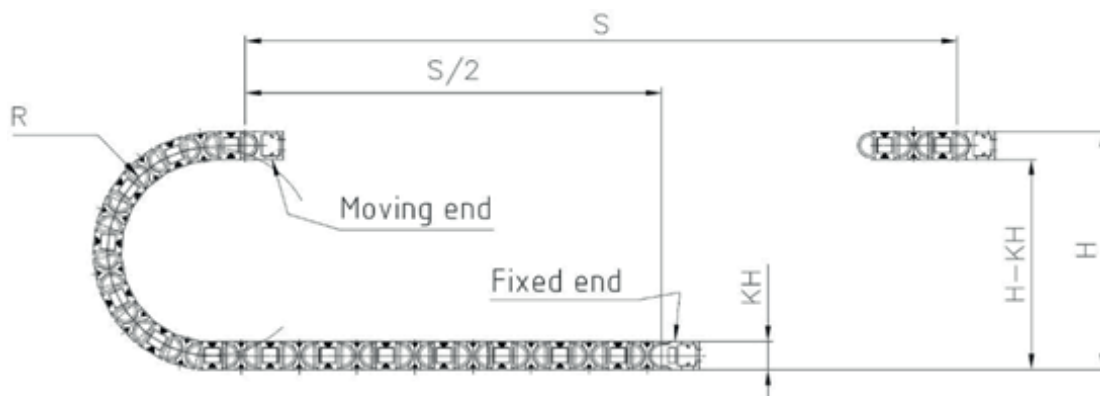
## chainflex® CFLG.LB



Fibre Optic Cable (Class 7.5.4.1) ● Graded index glass-fibre cable for heaviest duty applications ● TPE outer jacket ● Metal-free ● Oil and bio-oil resistant ● Low-temperature-flexible ● PVC and halogen-free ● UV-resistant

### Typical lab test setup for this cable series

Test bend radius R	approx. 38 - 75 mm
Test travel S	approx. 1 - 15 m
Test duration	minimum 2 - 4 million double strokes
Test speed	approx. 0.5 - 2 m / s
Test acceleration	approx. 0.5 - 1.5 m / s <sup>2</sup>



### Typical application areas

- For heaviest duty applications with 5-7.5 x d, Class 7
- Unsupported travel distances and up to 100 m for gliding applications (horizontal + vertical), Class 5  
**CFLG.12.LB:** Unsupported travel distances and up to 400 m for gliding applications (horizontal + vertical), Class 6
- Almost unlimited resistance to oil, also with bio-oils, Class 4
- No torsion, Class 1
- Maximum EMC protection, with high transmission qualities
- Indoor and outdoor applications
- crane applications, Conveyor technique, Storage and retrieval units for high-bay warehouses, machining units/ packaging machines, quick handling, semiconductor insertion, refrigerating sector



igus 36-month chainflex cable guarantee and service life calculator based on 2 billion test cycles per year



Example image

igus® chainflex® CFLG.LB

# Data sheet

## chainflex® CFLG.LB



Fibre Optic Cable (Class 7.5.4.1) ● Graded index glass-fibre cable for heaviest duty applications ● TPE outer jacket ● Metal-free ● Oil and bio-oil resistant ● Low-temperature-flexible ● PVC and halogen-free ● UV-resistant

### Technical tables:

#### Mechanical information

Part No.	Number of fibres/ Fibre diameter	Outer diameter (d) max. [mm]	Weight [kg/km]
<b>Multimode (Graded index)</b>			
CFLG.2LB.50/125	2x50/125	8.5	54
CFLG.4LB.50/125	4x50/125	9.0	64
CFLG.6LB.50/125	6x50/125	11.0	86
CFLG.12LB.50/125	12x50/125	14.0	150
CFLG.12LB.62.5/125	12x62,5/125	14.0	150
CFLG.2LB.62.5/125	2x62,5/125	8.5	57
CFLG.4LB.62.5/125	4x62,5/125	9.0	68
CFLG.6LB.62.5/125	6x62,5/125	11.0	91
<b>Multimode (Step index)</b>			
CFLG.2LB.200/230	2x200/230	8.5	54

**Note:** The given outer diameters are maximum values and may tend toward lower tolerance limits.

#### Optical features

Fibre diameter [µm]	Wave length [nm]	Bandwidth [MHz x km] [MHz x km]	Attenuation [dB/km] [dB/km]
50/125	850	≥ 500	≤ 3,0
50/125	1300	≥ 500	≤ 1,0
62,5/125	850	≥ 200	≤ 3,5
62,5/125	1300	≥ 500	≤ 1,5
200/230	850	≥ 20	≤ 6,0
62.5/125	850	≥ 200	≤ 3,5
62.5/125	1300	≥ 500	≤ 1,5

#### Electrical information

Conductor nominal cross section [mm²]	Maximum conductor resistance at 20 °C (following DIN EN 50289-1-2) [Ω/km]	Maximum current rating at 30 °C (following DIN VDE 0298-4) [A]
0.75	26.0	14

The final maximum current rating depends among other things on the ambient conditions, the type of the installation and the number of loaded cores.



Example image

igus® chainflex® CFLG.LB

### Design table

Fibre diameter: 200/230

Part No. (No. of cores)	Core design
CFLG.2LB.200/230 (2x200/230)	

Fibre diameter: 50/125

Part No. (No. of cores)	Core design
CFLG.2LB.50/125 (2x50/125)	
CFLG.4LB.50/125 (4x50/125)	
CFLG.6LB.50/125 (6x50/125)	
CFLG.12LB.50/125 (12x50/125)	

Fibre diameter: 62,5/125

Part No. (No. of cores)	Core design
CFLG.12LB.62,5/125 (12x62,5/125)	

Fibre diameter: 62.5/125

Part No. (No. of cores)	Core design
CFLG.2LB.62.5/125 (2x62,5/125)	
CFLG.4LB.62.5/125 (4x62,5/125)	
CFLG.6LB.62.5/125 (6x62,5/125)	