

Regulators with integrated pressure gauge



- ▶ Diaphragm pressure regulator with relieving
- ▶ Available in 4 sizes with flow rates up to 3500 NI/min and connections from 1/8" to 1/2"
- ▶ Low hysteresis rolling diaphragm and balanced spool
- ▶ Available in four pressure ranges up to 12 bar
- ▶ Fitted with panel mounting locking ring
- ▶ Pressure gauge included on the top of adjusting knob
- ▶ Atex certification (II 2GD o II 3GD) on request

**Note**

For installations where a more accurate and constant pressure is required, the unit should be installed as close as possible to the point of use.

Technical characteristics	Size		
	Size 1	Size 2	Size 3
Body and connections type	Zinc alloy body, Zinc alloy integrated connections Technopolymer body, metal connections	Aluminium body, integrated aluminium connections	
IN / OUT connections	G1/8" - G1/4"	G1/4" - G3/8"	G3/8" - G1/2"
Assembly configuration	Stand alone Panel mounting Panel mounted with M4 screws With fixing bracket	Stand alone Panel mounting Panel mounted with M5 screws With fixing bracket	Stand alone Panel mounting Panel mounted with M6 screws With fixing bracket
Assembly position	Indifferent		
Pressure range (bar)	0 - 2 / 0 - 4 / 0 - 8 / 0 - 12		
Regulation	Manual push and lock with pressure		
Pressure measurement	G1/8" Pressure gauge connection port is included on the top of adjusting knob		
Max. fittings torque IN / OUT connections	G1/8" metal: 15 G1/4" metal: 20	G1/4" metal: 20 G3/8" metal: 25	G3/8" metal: 25 G1/2" metal: 30

Operational characteristics	Size		
	Size 1	Size 2	Size 3
Maximum working pressure (bar)	13		
Minimum working pressure (bar)	0,5		
Working temperature (°C)	-5 ÷ +50		

Weights	Size		
	Size 1	Size 2	Size 3
Zinc alloy body version (g)	380	/	/
Technopolymer body version (g)	250	/	/
Aluminium body version (g)	/	440	600

Order codes

17 322A . D

Size, body and connections

022A : Zinc alloy body, connections G1/8" (only for size 1)

022B : Zinc alloy body, connections G1/4" (only for size 1)

122A : Technopolymer body, connections G1/8" (only for size 1)

122B : Technopolymer body, connections G1/4" (only for size 1)

222A : Aluminium body, connections G1/4" (only for size 2)

222B : Aluminium body, connections G3/8" (only for size 2)

322A : Aluminium body, connections G3/8" (only for size 3)

322B : Aluminium body, connections G1/2" (only for size 3)

Pressure range

A : 0 - 2 bar

B : 0 - 4 bar

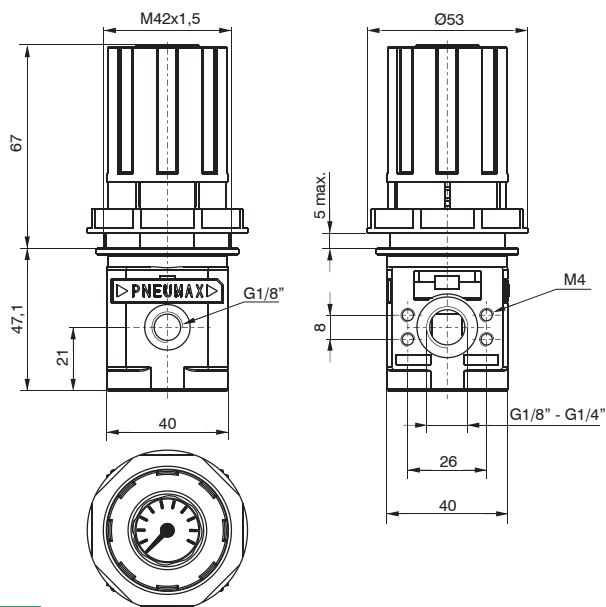
C : 0 - 8 bar

D : 0 - 12 bar

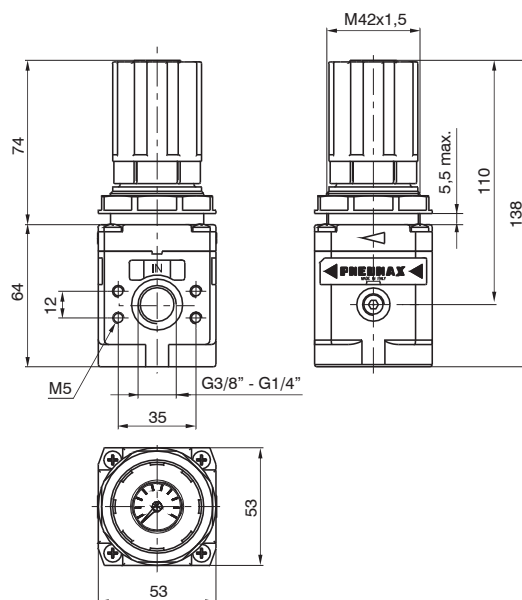
Example: 17322A.D

Size 3 regulator with integrated pressure gauge, Aluminium body, G3/8" connections, 0 - 12 bar

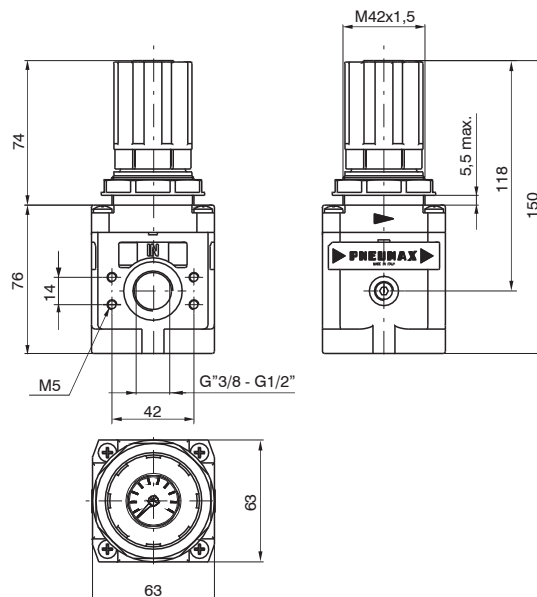
Dimensions



Size 1



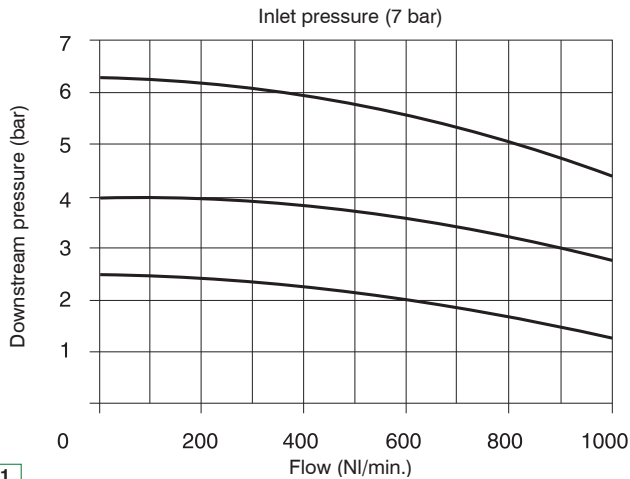
Size 2



Size 3

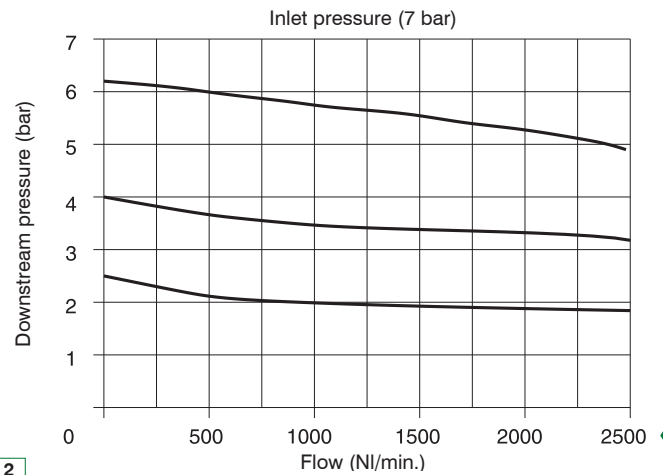
Characteristic curves

Flow rate curves



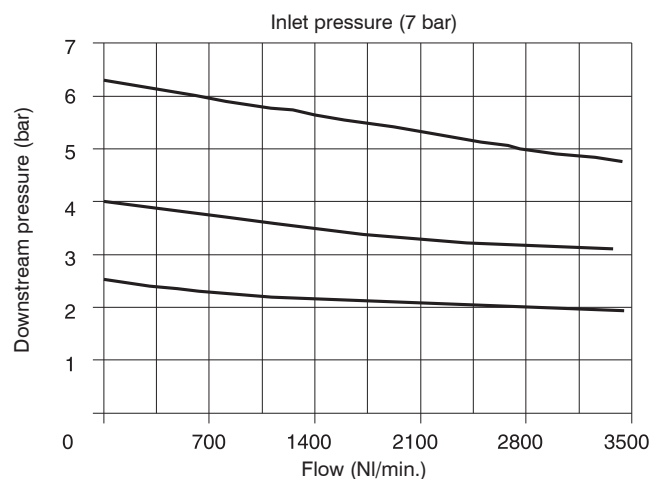
Size 1

Flow rate curves



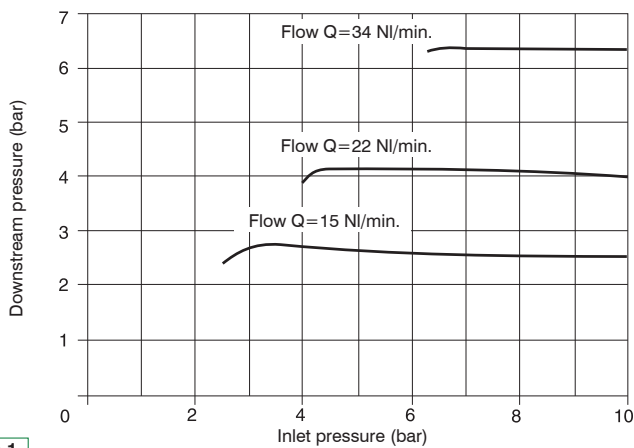
Size 2

Flow rate curves



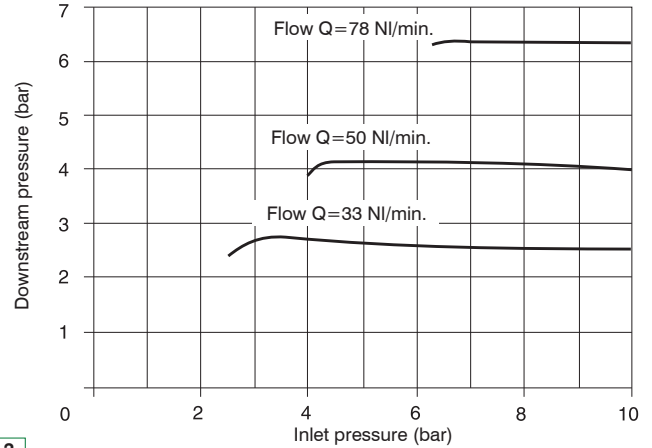
Size 3

Adjustment characteristic



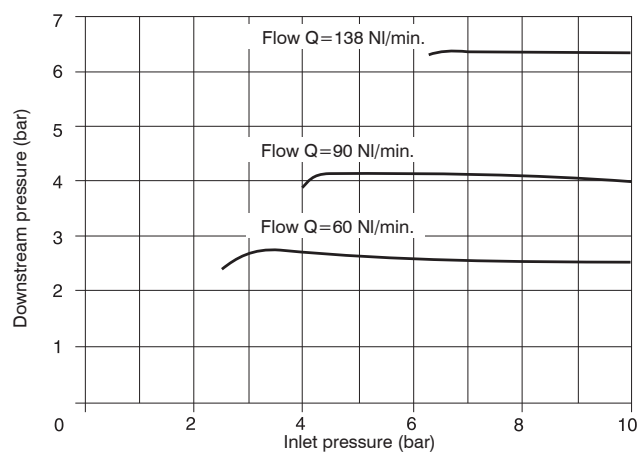
Size 1

Adjustment characteristic



Size 2

Adjustment characteristic



Size 3